
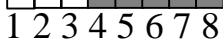

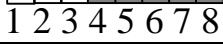

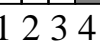


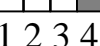


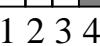


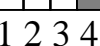



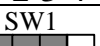




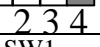
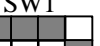



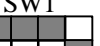






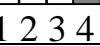


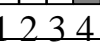





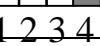

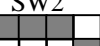
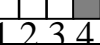






CPU Type & Jumper Settings M/B Models	Pentium III 600MHz CPU Support			
	Starting BIOS version	Jumper Settings (FSB 100MHz X6)		
GA-6BXE	3.2	ON  OFF  1 2 3 4 5 6 7 8		
GA-BX2000	1.6	ON  OFF  1 2 3 4 5 6 7 8		
GA-6BXS	2.4	ON  OFF  1 2 3 4 JP5 		
GA-6BXDS	2.4	ON  OFF  1 2 3 4 JP6 		
GA-6BXU	2.6	ON  OFF  1 2 3 4 JP5 		
GA-6BXDU	2.6	ON  OFF  1 2 3 4 JP6 		
GA-6ZMM	1.5	SW1  ON  OFF  1 2 3 4 SW2  ON  OFF  1 2 3 4		
GA-6ZMA	1.5	SW1  ON  OFF  1 2 3 4 SW2  ON  OFF  1 2 3 4		
GA-6BXC	2.9	SW1  ON  OFF  1 2 3 4 SW2  ON  OFF  1 2 3 4		
GA-6BA	2.8	ON  OFF  1 2 3 4 JP8 		
GA-6ZXC	1.2	ON  OFF  1 2 3 4 JP10 		
GA-686BX	3.1	ON  OFF  1 2 3 4 JP6 		
GA-6BXD	2.5	ON  OFF  1 2 3 4 JP10 		
GA-6ZOZ	1.3	SW2  ON  OFF  1 2 3 4 SW1  ON  OFF  1 2 3 4		