






NO	Photo	Explanation	Tool
1		Remove the left side cover	
2		Remove the front side cover	
3		Remove 4 fan mounting screws (as indicated in the red box position)	screwdriver
4		Remove the fan from the case (the location have red remark in the photo)	
5		Remove the power connector	